

eagle s 6232



DESCRIPTION OF THE TECHNICAL FEATURES

The **EAGLE** series aerial telescopic platforms are designed for working at a height, they have a considerable outreach and have an articulated telescopic arm that is fixed to the top of the last telescopic part of the base arm, which enables:

- * the platform to be loaded and accessed in any position
- * to be lifted over high obstacles
- * second jib for operating under a truss
- * extreme accuracy to be achieved when approaching at a height
- * the platform's profile to become very compact during transit.

BASE FRAME

High-quality welded steel structure fixed to the vehicle chassis. It is equipped with 4 stabilizing feet on extendible crossbeams. On the rear part of the frame there is the housing of the rotation fifth wheel that supports the superstructure. The frame is completed with a non-slip aluminium work platform, side panels, a fold-away ladder and ground controls.

ARM-BEARING TURRET

It is made of high-quality die-formed welded sheet steel and is installed on a double-row ball bearing of generous dimensions, with electric and hydraulic rotating distributors that enable the superstructure to rotate continuously through 720°. Rotation device with normally closed parking brake that opens automatically.

TELESCOPIC ARM

Telescopic operating arm with a telescopic element that is made of die-formed and welded sheet steel with an extremely high yielding limit. The extendible parts slide on sliding blocks made of plastic with a very low friction coefficient.

EXTENDIBLE ARTICULATED JIB

Fixed to the last telescopic element of the operating arm with the possibility of turning through 170°. Made of die-formed and welded sheet steel with an extremely high yielding limit. The extendible jib has three telescopic elements that enable it to go above any obstacle.



OIL&STEEL SPA

Via Verdi 22
41018 San Cesario Sul Panaro
Modena - Italy

subject to management and coordination
of PM Group spa, a company with a sole director
Registered with Companies Register of Modena as R.E.A. 282202
Tel. +39 059 936811 Fax +39 059 936413

SHARE CAPITAL €362,400.00, fully paid up
TAX CODE/VAT NUMBER 02313650364
www.oilsteel.com – info@oilsteel.com

SECOND ARTICULATED JIB

Fixed to the last telescopic element of the jib with the possibility of turning through 150°. Made of die-formed and welded sheet steel with an extremely high yielding limit.

OPERATOR PLATFORM

Welded aluminium structure that is hydraulically enlargeable, thus significantly increasing the work front. Access gates closed by force of gravity, 90° hydraulic rotation to the right and the left in relation to the axis of the arm (to become aligned on the work front), levelling with hydraulic actuator controlled by automatic electronic device with manual emergency operation.

CONTROLS

Proportional hydraulic controls on the platform. The stabilizers part is controlled hydraulically with manual hydraulic distributors located to the rear of the vehicle so that there is visibility on both sides.

HYDRAULIC SYSTEM SUPPLY

Main system: with pump coupled with the vehicle's power take off. Emergency system: with electro-hydraulic power supplied by the batteries of the motor vehicle, which enables the platform to be lowered even when the engine is switched off.

OUTREACH LIMITER

Provided with outreach limiter that is necessary for ensuring the platform's stability over the entire operating area. On all the control panels there is a prealarm signal with a flashing light and acoustic signal to warn the operator that the maximum outreach point has almost been reached and that all the functions that jeopardize stability are about to be arrested automatically.

REDUCTION OF PROFILE STABILIZATION

In order to reduce the profile of the base when working in confined spaces, a system has been installed that enables the stabilizer crossbeams not to be enlarged on the side opposite the side on which it is intended to extend the arm. This system enables the operating arm to be rotated and opened only on the side in which stabilization is guaranteed, rotation being stopped automatically if the operator tries to move into the operating area in which there is reduced stabilization. A work area with partial stabilization is also possible.



STANDARD SAFETY DEVICES

- Control of extension of stabilizing crossbeams for various work areas
- Emergency descent with electro-hydraulic unit
- Automatic device that limits its rotation during use with stabilizers not extended on the side opposite the operating side
- Brake normally closed during turret rotation
- Arm opening stabilization interlock. Use and maintenance manual
- Use and maintenance manual
- Controls on platform override ground controls
- Guard on hydraulic system with safety valves
- Thermal overload protection on power system with warning LEDs
- Emergency button with motor cutout
- Balanced stop valves on all cylinders

SERIALLY MOUNTED ACCESSORIES

- Automatic accelerator of the motor
- Vehicle engine and auxiliary motor switched on and off from the platform and the control position in the turret
- 4 safety belts
- Proportional controls for simultaneous operations
- Control consoles provided with operation-monitoring and limitations display
- Remote control of operations from ground
- Machine operation hour counter
- Device for limiting rotation in the work sector with stabilizers not totally extended
- Device warning that stabilizers are not at rest (vehicle dashboard)
- Dual yellow rotating lamp on vehicle cab
- Electric emergency pump that starts up automatically and is run by the vehicle's batteries
- Intercom system between control console in turret and platform
- Multi-curve outreach limiter
- Extended resting plates of stabilizers in polyurethane
- Hydraulically enlargeable platform with sliding block only on one side, measuring 2300x800x1100 h mm, enlargeable to 3600 mm
- Electric socket in platform for 24 VDC lamp
- Hydraulic rotation of platform
- Luminous position indicators installed on stabilizer arms
- Power ON warning lamp (vehicle dashboard)
- Overturnable side panels on both sides, h 200 mm

FEATURES AND PERFORMANCE

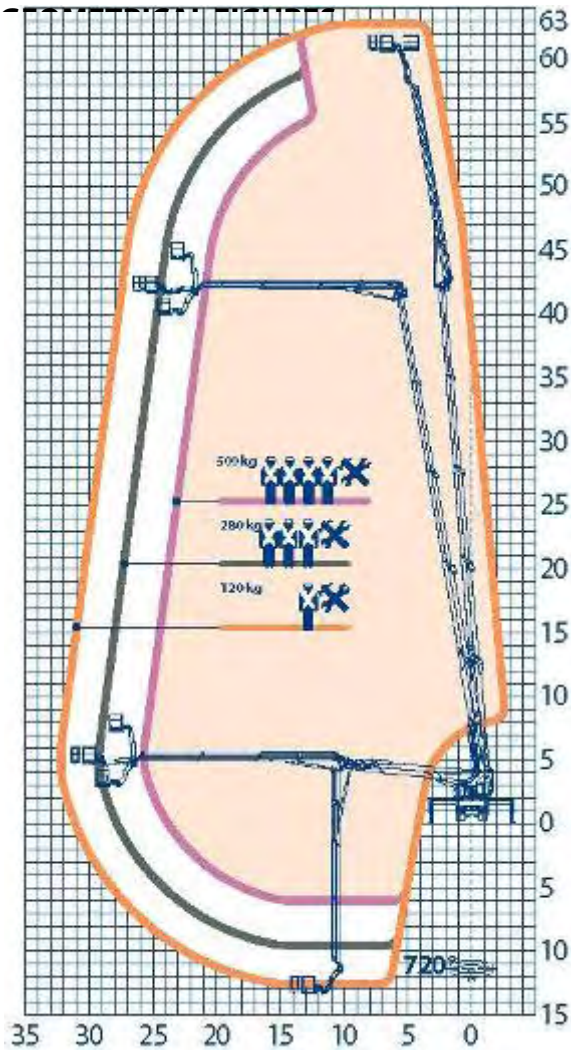
Max. operating height	62 m
Max. operating outreach	32 m
Maximum capacity	500 kg/4 operators
Dimensions of aluminium operator platform	2300 x 1000 x h1100 mm, hydraulically enlargeable to 3600 mm
Controls	Proportional electro-hydraulic system
Turret rotation	720° (360° right + 360° left)
Operator-platform rotation	90° right + 90° left
Stabilization	4 stabilizers on extendible crossbeams
Minimum permitted total weight for installation	32 tonnes

OPTIONALS AVAILABLE ON REQUEST

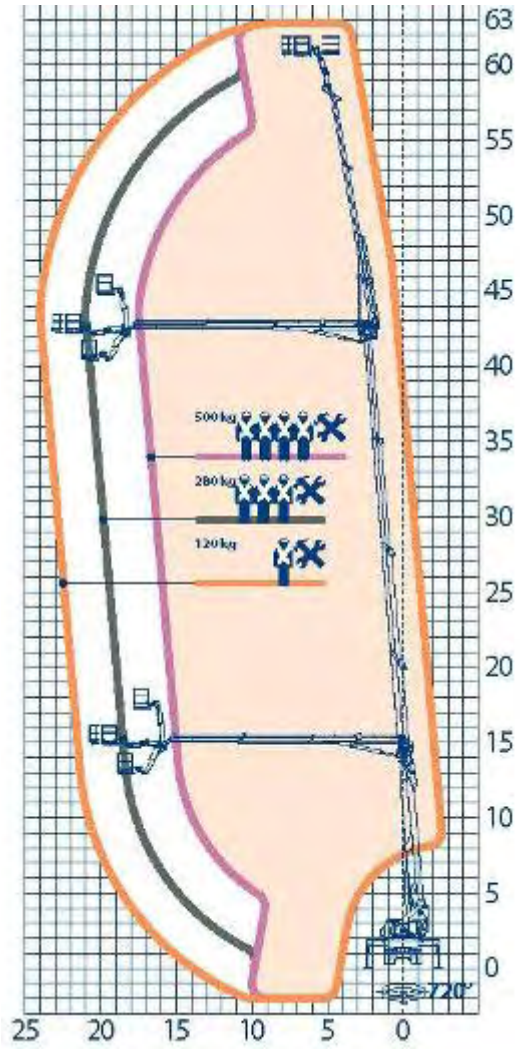
- Anemometer – Wind gauge
- Impermeable multicolour rests, 8 cm thick measuring 80 x 80 cm
- 60W illuminating lamp on operator platform supplied by vehicle's batteries
- 220VAC current generator, monophase, 380VAC, three-phase at 8kva with hydraulic coupler and power distribution panel in column
- Automatic stabilization kit plus activation of bilateral electric control
- Ground to platform video intercom system (optional comprised in LIVE WORK package)
- LIVE WORK package
- Notice holder
- Telephone station on platform equipped with touchscreen monitor and hands-free communication system (optional comprised in LIVE WORK package)
- Adhesive messages on arm
- Paint other than standard (white RAL 9016)
- Extra painting of vehicle cab



OPERATING AREA AND

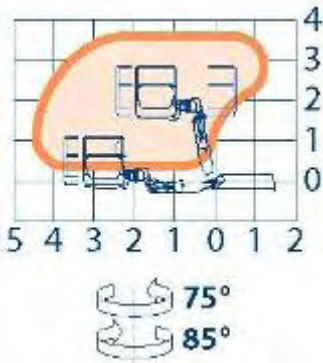


COMPLETELY OPEN CROSSBEAMS

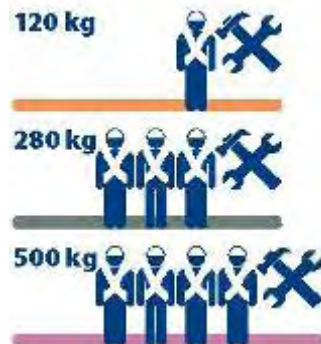
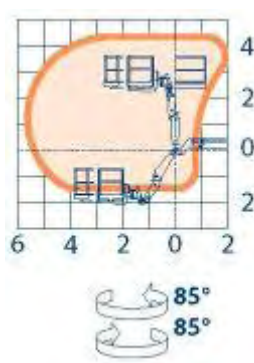


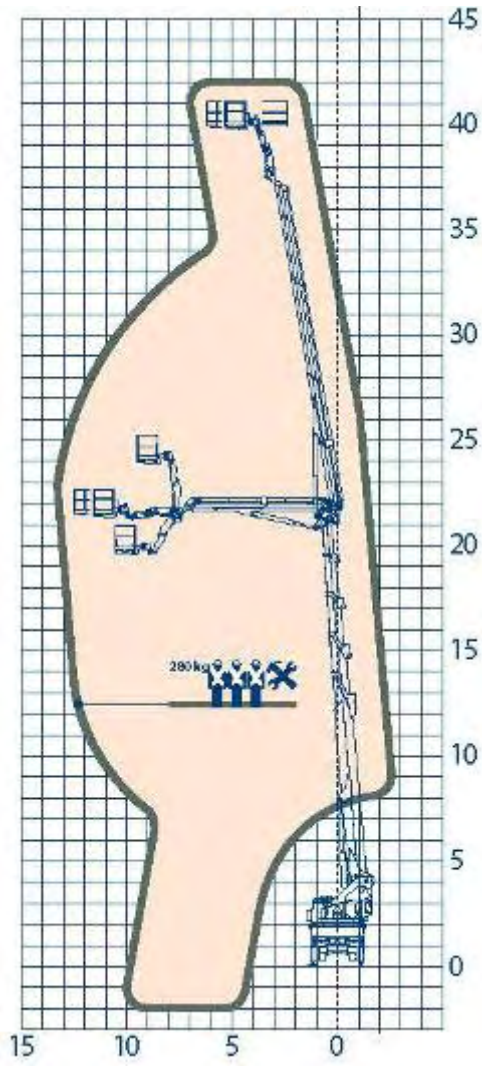
PARTIALLY OPEN CROSSBEAMS

FIXED JIB



ROTATING JIB





CLOSED CROSSBEAMS

